



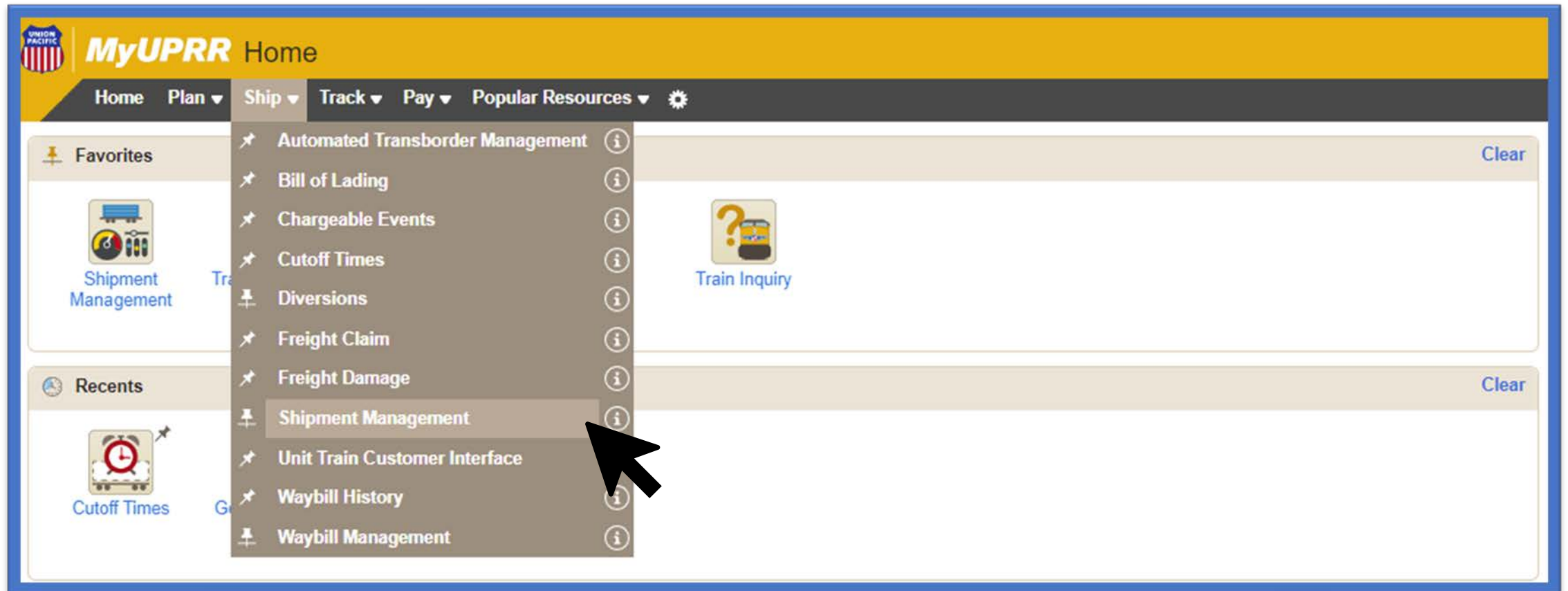
UNIT TRAIN COAL FORECASTING

—



Unit Train is now integrated within Shipment Management

To access Unit Train, select Shipment Management on the Ship dropdown menu.



The screenshot displays the MyUPRR Home dashboard. At the top, there is a yellow header with the MyUPRR logo and the text "MyUPRR Home". Below the header is a navigation bar with tabs for "Home", "Plan", "Ship", "Track", "Pay", and "Popular Resources". The "Ship" tab is currently selected, and its dropdown menu is open, listing various options: "Automated Transborder Management", "Bill of Lading", "Chargeable Events", "Cutoff Times", "Diversions", "Freight Claim", "Freight Damage", "Shipment Management", "Unit Train Customer Interface", "Waybill History", and "Waybill Management". A black mouse cursor is pointing at the "Shipment Management" option. On the left side of the dashboard, there are sections for "Favorites" and "Recents". The "Favorites" section includes "Shipment Management" and "Train Inquiry". The "Recents" section includes "Cutoff Times". On the right side, there are two large panels, each with a "Clear" button. The top panel contains a "Train Inquiry" icon, and the bottom panel is currently empty.

Using the Navigation Bar

Select Unit Train from the Navigation Bar on the left-hand side.


The screenshot displays the MyUPRR dashboard interface. On the left-hand side, there is a vertical navigation bar with several menu items: TRACK SHIPMENTS, DASHBOARD, SUBSCRIPTIONS, INTERMODAL, CARLOAD, UNIT TRAIN, and EN ROUTE TO INTERCHANGE. The 'UNIT TRAIN' item is highlighted with a yellow rectangular box, and a black mouse cursor is pointing at it. A yellow line connects the 'UNIT TRAIN' icon in the navigation bar to the 'UNIT TRAIN' text in the main dashboard content area. The main dashboard area shows a 'Union Pacific' section for 'Fresno, CA' with various metrics and charts, including '0 At Industry', '1 In Serving Yard', '2 Inbound', and '10 Outbound'. A blue notification banner at the top of the dashboard reads: 'Take a tour to see the features of the new Short Line Interchange Dashboard. We appreciate your candid feedback on the new application, so that we can optimize your online experience with Union Pacific.'

- You can navigate to Track Shipments, Shipment Management Dashboard, Subscriptions and other customer views (intermodal, manifest, short line).
- By selecting the Unit Train icon, this will expand into available pages such as; inbound, outbound, shuttles (if applicable), train lineup, and forecasting.

The screenshot shows the MyUP Train View interface. On the left, there is a vertical navigation menu with icons for TRACK SHIPMENTS, DASHBOARD, SUBSCRIPTIONS, INTERMODAL, CARLOAD, UNIT TRAIN, and EN ROUTE TO INTERCHANGE. The UNIT TRAIN icon is highlighted with a yellow box. A yellow arrow points from this icon to the right, where a secondary menu is also highlighted with a yellow box. This secondary menu contains icons for UNIT TRAIN, INBOUND, OUTBOUND, SHUTTLES, TRAIN LINEUP, COAL FORECASTING, and FORECASTING. The main content area displays a table of train data with columns for Train ID, Cars (Alerts), Last Accomplished, Next Scheduled, Last Scheduled, Actual Time of Placement Date, and Release (Est/Act). A blue notification banner is visible at the top of the table area.

(Est/Act)*	Train ID*	Cars (Alerts)*	Last Accomplished*	Next Scheduled*	Last Scheduled*	Actual Time of Placement Date	Release (Est/Act)*
2022 05:35	GSBMAM 25 Load	110	Train Arrival Ama-LA 04/02/2022 05:35 CDT			04/02/2022 07:00 CDT	04/02/2022 22:00 CDT
2022 06:15	EMAM 04	0	Train Departure Ama-LA 04/05/2022 06:04 CDT			Add Placement	
2022 19:09	GSSOAM 22 GSSOAM 06 Load	102 CNW178432	Train Departure Grosse Tete-LA 04/07/2022 14:02 CDT	Estimated Time of Passing Addis-LA 04/07/2022 14:52 CDT	Estimated Time of Arrival Ama-LA 04/07/2022 19:09 CDT		

Accessing Forecasting









 MyUPRR

Unit Train View

Train Views: Inbound


We appreciate your candid feedback so that we can optimize your online experience with Union Pacific. You can temporarily access it [here](#).

You can access coal forecasting from the navigation bar on the left-hand side. Select Unit Train to expand the available pages.

Last Accomplished*	Next Scheduled*	Last Scheduled*	Actual Time of Placement Date	Release (Est/Act)*
			Train Arrival Fairfax-IA 04/19/2022 08:21 CDT	Add Placement
<input type="checkbox"/> 	04/24/2022 14:44 CDT	CNABV9 22 	006	
<input type="checkbox"/> 	05/01/2022 08:57 CDT	CHIBV 27 	003	
<input type="checkbox"/> 	05/06/2022 13:41 CDT	CNRBV9 0 		
<input type="checkbox"/> 	05/09/2022 21:30 CDT	CATBV9 07 	007	

Navigation bar (left): DASHBOARD, SUBSCRIPTIONS, INTERMODAL, CARLOAD, UNIT TRAIN, INBOUND, OUTBOUND, SHUTTLES, TRAIN LINEUP, COAL FORECASTING, FORECASTING

Vertical menu (right): UNIT TRAIN, INBOUND, OUTBOUND, SHUTTLES, TRAIN LINEUP, COAL FORECASTING, FORECASTING



Coal Forecasting

Coal Forecasting

TRACK SHIPMENTS

MONTHLY
CALENDAR

DASHBOARD

SUBSCRIPTIONS

INTERMODAL

CARLOAD

UNIT TRAIN

EN ROUTE TO INTERCHANGE

View As
PRODUCER

Producer
ALL PRODUCERS

Utility
ALL UTILITIES

Start Date
APR 2022

MANAGE PLANTS

By Producer
By Utility

Display Discrepancy

Exclude Zero Supply & Demand

Group ↑	Uti...	Plant	Train Sy...	De...	Supply	Vari...	Sets Req	For... Lo...	Ch... Go...	Act... Lo...	Actions
▼ CO/UT (2)				460111	460111	0	6.30	29.50	0	0	
▼ ARCH COAL - MINES (1)				454545	454545	0	6.20	29.10	0	0	
▼ WEST ELK MINE (1)				454545	454545	0	6.20	29.10	0	0	
	AMER...	WEST...		454545	454545	0	6.20	29.10	0	0	²¹
▼ WOLVERINE (1)				5566	5566	0	0.10	0.40	0	0	
▼ SHARP (1)				5566	5566	0	0.10	0.40	0	0	
	AMER...	WEST...		5566	5566	0	0.10	0.40	0	0	⁴
▼ HANNA (1)				0	222222	222222	0.00	0.00	0	0	
▼ WESTMORELAND COAL MINE (1)				0	222222	222222	0.00	0.00	0	0	
> KEMMERER MINE (1)				0	222222	222222	0.00	0.00	0	0	

COLUMNS

- From the top tabs, access coal forecasts and the coal forecast calendar.
- Depending on access, you may be able to view as a Producer or Utility.
- Your available locations may be limited depending on access. Please contact eBusiness if you need a location added to your profile.
- We offer many different filter options and the columns displayed are customizable.

Coal Forecasting

MONTHLY CALENDAR

View As: PRODUCER | Producer: ALL PRODUCERS | Utility: ALL UTILITIES | Start Date: JUN 2022 | **MANAGE PLANTS**

By Producer (selected) | By Utility | Display Discrepancy | Exclude Zero Supply & Demand

Group	Uti...	P. ↓	Train Sy...	De...	Su...	Var...	Sets Req	For... Lo...	Ch... Go...	Act... Lo...	Actions
> BN ORIG. (2)				33555	18000	-15555	0.00	0.00	0	0	
> CO/UT (5)				32000	17695	-14305	0.40	0.90	0	0	
> HANNA (3)				55500	55000	-500	0.00	0.00	0	0	
> SO. ILL. (1)				13222	0	-13222	0.20	0.80	0	0	
> SPRB (16)				331200	202452	-1287...	4.20	16.40	0	0	
Total				465477	293147	-1723...	4.80	18.10	0	0	

Row Totals

Totals for the rows now display on the main row rather than at the bottom of the rows.

Coal Forecasting

MONTHLY CALENDAR

View As: PRODUCER | Producer: ALL PRODUCERS | Utility: ALL UTILITIES | Start Date: JUN 2022 | MANAGE PLANTS

By Product | By Utility | Display Discrepancy | Exclude Zero Supply & Demand

Group ↑	Utility	Plant	Demand	Supply	Variance	Forecast Loads	Actions
▼ Union Pacific (2)			33555	31000	-2555	0.00	
▼ Union Pacific- OMA (2)			33555	31000	-2555	0.00	
▼ Union Pacific-OMA (2)			33555	31000	-2555	0.00	
	Union Pacific-NE	Union Pacific-MO	18000	16000	-2000	0.00	
	Union Pacific-WA	Union Pacific-UT	15555	15000	-555	0.00	

Available Actions

Add a comment, edit, or delete a coal forecast under the “Actions” column.

The screenshot displays the 'Coal Forecasting' interface. At the top, there are navigation tabs for 'MONTHLY' and 'CALENDAR'. Below these are filters for 'View As PRODUCER', 'Producer ALL PRODUCERS', 'Utility ALL UTILITIES', and 'Start Date JUN 2022'. A 'MANAGE PLANTS' button is also present. The main table has columns for 'Group', 'Utility', 'Plant', 'Demand', 'Supply', 'Variance', 'Forecast Loads', and 'Actions'. The 'Actions' column contains icons for adding a comment (with a '2' notification), editing, and deleting. A callout box highlights the 'Actions' column header and its icons, with a blue arrow pointing to the 'Actions' column in the table.

Group ↑	Utility	Plant	Demand	Supply	Variance	Forecast Loads	Actions
▼ Union Pacific (2)			33555	18000	-15555	0.00	
▼ Union Pacific-OMA (2)			33555	18000	-15555	0.00	
▼ Union Pacific-OMA (2)			33555	18000	-15555	0.00	
	Union Pacific-NE	Union Pacific-MO	18000	18000	0	0.00	
	Union Pacific-WA	Union Pacific-UT	15555	0	-15555	0.00	

Available Actions

Delete will bring up a confirmation screen asking if you want to delete the forecast.

Delete forecast

Are you sure you want to do this?

YES

NO

Add comments will allow you to add and view comments for the forecast.

Add Comments

Enter Comment

ADD COMMENT

CLOSE

Previous Comments

Date/Time	User	Comment
May 19, 2022 10:40 AM	igem173	adding to indicator

Edit will open up the available fields to edit and also add save or cancel buttons under the action column.

Union Pacific-NE

Union Pacific-UT

18000

18000

0

0.00



- If you don't see a forecast listed to edit, you can add one by using the "Manage" button to the right of the filters.
- Your available locations may be limited depending on access. Please contact eBusiness if you need a location added to your profile.

The screenshot shows the 'Coal Forecasting' interface. On the left, there are navigation icons for 'TRACK SHIPMENTS' and 'DASHBOARD'. The main area has tabs for 'MONTHLY' and 'CALENDAR'. Below the tabs are three filter dropdowns: 'Producer' (set to 'ALL PRODUCERS'), 'Utility' (set to 'ALL UTILITIES'), and 'Start Date' (set to 'JUN 2022'). To the right of these filters is a blue button labeled 'MANAGE MINES', which is highlighted with a yellow rectangular border.

If you are a Producer, you will see

MANAGE PLANTS

The 'MANAGE PLANTS' dialog box contains four filter dropdowns: 'Producer' (ARCH COAL - MINES), 'Mines' (WEST ELK MINE), 'Utility' (ADM (COAL)), and 'Plants' (ADM BEVERLY). At the bottom right, there are two buttons: 'ADD' and 'CLOSE'.

If you are a Utility, you will see

MANAGE MINES

The 'MANAGE MINES' dialog box contains four filter dropdowns: 'Producer' (ARCH COAL - MINES), 'Mines' (BLACK THUNDER), 'Utility' (ADM (COAL)), and 'Plants' (ADM BEVERLY). At the bottom right, there are two buttons: 'ADD' and 'CLOSE'.