



# UNIT TRAIN INTEGRATION IN SHIPMENT MANAGEMENT TOOL

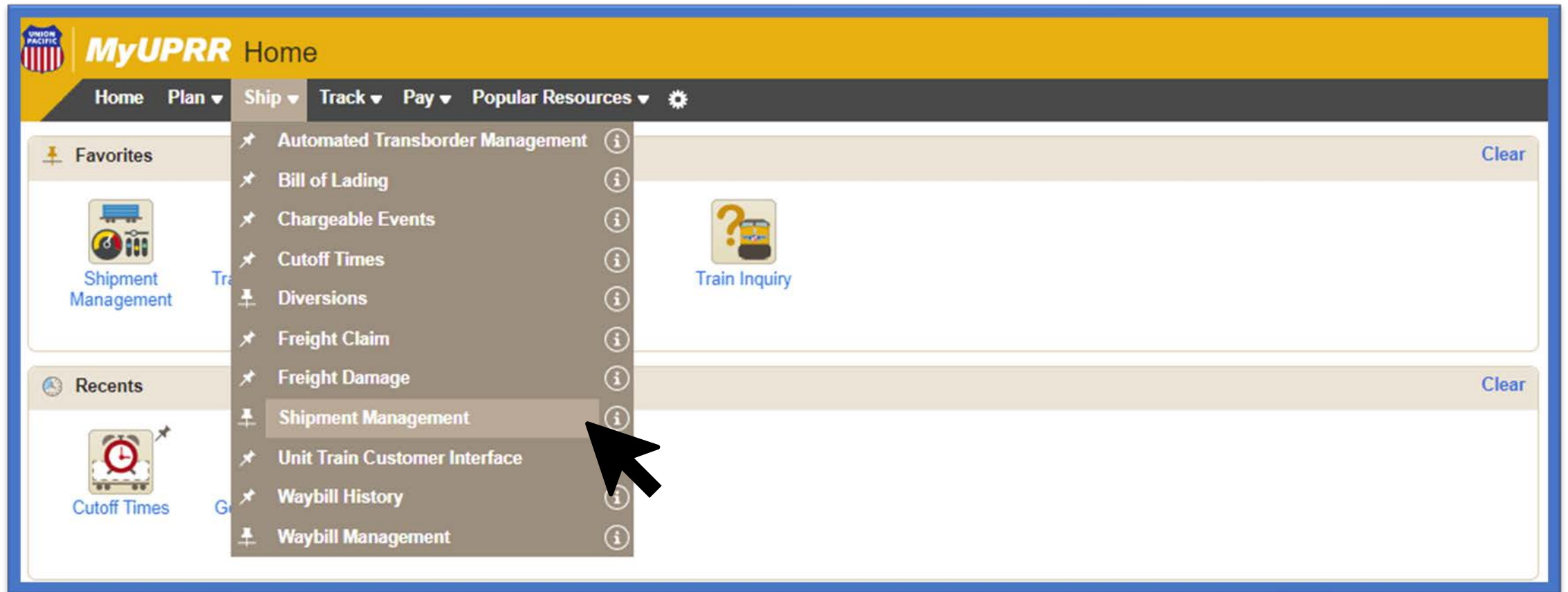
—





# Unit Train is now integrated within Shipment Management

*To access Unit Train, select Shipment Management on the Ship dropdown menu.*



The screenshot displays the MyUPRR Home dashboard. At the top, there is a yellow header with the MyUPRR logo and the text "MyUPRR Home". Below the header is a navigation bar with tabs for "Home", "Plan", "Ship", "Track", "Pay", and "Popular Resources". The "Ship" tab is currently selected, and its dropdown menu is open, listing various options: "Automated Transborder Management", "Bill of Lading", "Chargeable Events", "Cutoff Times", "Diversions", "Freight Claim", "Freight Damage", "Shipment Management", "Unit Train Customer Interface", "Waybill History", and "Waybill Management". A black mouse cursor is pointing at the "Shipment Management" option. On the left side of the dashboard, there are sections for "Favorites" and "Recents". The "Favorites" section includes "Shipment Management" and "Train Inquiry". The "Recents" section includes "Cutoff Times". On the right side, there are two large panels, each with a "Clear" button. The top panel contains a "Train Inquiry" icon, and the bottom panel is currently empty.

# Using the Navigation Bar

Select Unit Train from the Navigation Bar on the left-hand side.

The screenshot displays the MyUPRR dashboard interface. On the left-hand side, there is a vertical navigation bar with several menu items: TRACK SHIPMENTS, DASHBOARD, SUBSCRIPTIONS, INTERMODAL, CARLOAD, UNIT TRAIN, and EN ROUTE TO INTERCHANGE. The 'UNIT TRAIN' item is highlighted with a yellow rectangular box, and a black mouse cursor is pointing at it. A yellow line connects the 'UNIT TRAIN' icon in the navigation bar to the 'UNIT TRAIN' text in the main dashboard content area. The main dashboard area shows a 'Union Pacific' section for 'Fresno, CA' with various metrics and charts, including '0 At Industry', '1 In Serving Yard', '2 Inbound', and '10 Outbound'. A blue notification banner at the top of the dashboard reads: 'Take a tour to see the features of the new Short Line Interchange Dashboard. We appreciate your candid feedback on the new application, so that we can optimize your online experience with Union Pacific.'

- You can navigate to Track Shipments, Shipment Management Dashboard, Subscriptions and other customer views (intermodal, manifest, short line).
- By selecting the Unit Train icon, this will expand into available pages such as; inbound, outbound, shuttles (if applicable), train lineup, and forecasting.

The screenshot shows the MyUPRR Train View interface. On the left, a vertical navigation menu is highlighted with a yellow box, containing icons for TRACK SHIPMENTS, DASHBOARD, SUBSCRIPTIONS, INTERMODAL, CARLOAD, UNIT TRAIN, and EN ROUTE TO INTERCHANGE. A yellow arrow points from the UNIT TRAIN icon in this menu to a larger yellow box on the right. This larger box contains a sub-menu with icons for UNIT TRAIN, INBOUND, OUTBOUND, SHUTTLES, and TRAIN LINEUP. The main content area displays a table of train data with columns for Train ID, Cars (Alerts), Last Accomplished, Next Scheduled, Last Scheduled, Actual Time of Placement Date, and Release (Est/Act). A blue notification banner is visible at the top of the main content area.

Train ID*	Cars (Alerts)*	Last Accomplished*	Next Scheduled*	Last Scheduled*	Actual Time of Placement Date	Release (Est/Act)*
05:35 GSBMAM 25 Load	110	Train Arrival Ama-LA 04/02/2022 05:35 CDT			04/02/2022 07:00 CDT	04/02/2022 22:00 CDT
06:15 GEAMAM 04 Empty	0	Train Departure Ama-LA 04/05/2022 06:04 CDT			Add Placement	
19:09 GSSO... Load	102 CNW178432	Train Departure Grosse Tete-LA 04/07/2022 14:02 CDT	Estimated Time of Passing Addis-LA 04/07/2022 14:52 CDT	Estimated Time of Arrival Ama-LA 04/07/2022 19:09 CDT		

# Initial Page Load

When you first open a page, your default customer location should be selected from the Unit Train Locations list. If you have several customer locations on your profile, you will need to select one from the dropdown.

The screenshot shows the MyUPRR Train View interface. At the top, there is a search bar and a dropdown menu for 'Unit Train Locations' with 'Union Pacific Grain' selected. Below this is a feedback banner with a blue arrow pointing to a text box. The text box contains the following text:

You can also provide feedback by selecting the link in the banner. This will be directed to our Unit Train Support team.

The main content area displays a table of train shipments with the following data:

Checkbox	Timestamp	Unit Train	Location	Weight	Event	Location	Timestamp	Timestamp
<input type="checkbox"/>	04/02/2022 05:35 CDT	GSBMAM 25	AD10	110	Train Arrival	Ama-LA	04/02/2022 05:35 CDT	04/02/2022 07:00 CDT
<input type="checkbox"/>	04/05/2022 06:15 CDT	GEAMAM 04		0	Train Departure	Ama-LA	04/05/2022 06:04 CDT	Add Placement
<input type="checkbox"/>	04/07/2022 19:09 CDT	GSSOAM 22 GSSOAM 06	AD12	102 CNW178432	Train Departure	Grosse Tete-LA	04/07/2022 14:02 CDT	Estimated Time of Arrival Ama-LA 04/07/2022 19:09 CDT

# Inbound View

From this view you can: view the trains current status, access the train dropdown menu (Case Management, map, and train inquiry), change/view locomotive designation, track, access consist/alerts, view ETA/events, correct placement, and release.

MyUPRR

## Train View

Unit Train Locations  
Union Pacific Grain

Train Views  
Inbound

We appreciate your [candid feedback](#) on the new application, so that we can optimize your online experience with Union Pacific.

To return to the former UTCL, you can temporarily access it [here](#).

Expand/Collapse all

<input type="checkbox"/>	Train Status	Arrival (Est/Act)*	Train ID*	Set / Shuttle*	Cars (Alerts)*	Last Accomplished*	Next Scheduled*	Last Scheduled*	Actual Time of Placement Date	Release (Est/Act)*
<div style="display: flex; align-items: center;"> <span style="font-size: 1em;">▼</span> <span>Facility Name - AMA LA ADM (4)</span> </div>										
<input type="checkbox"/>		04/02/2022 05:35 CDT	GSBMAM 25 Load	AD10	110	Train Arrival Ama-LA 04/02/2022 05:35 CDT			04/02/2022 07:00 CDT	04/02/2022 22:00 CDT
<input type="checkbox"/>		04/05/2022 06:15 CDT	GEAMAM 04 Empty		0	Train Departure Ama-LA 04/05/2022 06:04 CDT			Add Placement	
<input type="checkbox"/>		04/07/2022 19:09 CDT	GSSOAM 22 GSSOAM 06 Load	AD12	102 CNW178432	Train Departure Grosse Tete-LA 04/07/2022 14:02 CDT	Estimated Time of Passing Addis-LA 04/07/2022 14:52 CDT	Estimated Time of Arrival Ama-LA 04/07/2022 19:09 CDT		
<input type="checkbox"/>		04/11/2022 05:21 CDT	GSMLAM 07	AD14	103	Picked Up Mallard-IA 04/07/2022 11:04 CDT	Estimated Time of Departure Mallard-IA	Estimated Time of Arrival Ama-LA		

# Train Lineup

## Enhanced features include:

### Train Status Icons



Pending Release



Pending Departure



Inbound



Outbound



Terminated

**Display of Events:** Last Accomplished, Next Scheduled, Last Scheduled, Placement, and Release.



GSEXKE 19

**GSMUGH 18** ▾



HL63

94 / (18)

UP99378

Load

Train Arrival

Rawlins-WY

05/23/2022 08:59

MDT

Scheduled Arrival

Hammer Lane-CA

05/25/2022 10:36

PDT

Scheduled Arrival

Hammer Lane-CA

05/25/2022 10:36

PDT



**Combo Visibility:** We now display the original symbol, combined symbol, and scheduled split symbol. The current **ACTIVE** symbol is blue and bolded.

# Train Lineup

→ ...
 
 GSEXKE 19  
**GSMUGH 18** ▾  HL63
 

 94 / (18)  
 UP99378
 

 Train Arrival  
 Rawlins-WY  
**05/23/2022 08:59**  
 MDT
 

 Scheduled Arrival  
 Hammer Lane-CA  
**05/25/2022 10:36**  
 PDT
 

 Scheduled Arrival  
 Hammer Lane-CA  
**05/25/2022 10:36**  
 PDT

Load

**You can access Case Management, map, and train inquiry from the train dropdown menu.**

GSEXKE 19  
**GSMUGH 18** ▲  
 Load

**Case Management**  
 Map  
 Train Inquiry

**Track Lead Equipment**

<input type="checkbox"/>	EQUIPMENT ID	ORIGIN	STATUS	LAST ACCOMPLISHED	LAST SCHEDULED	DESTINATION
<input type="checkbox"/>	UP99378 ▾ ✓ Load GSMUGH 18	Elm Creek, NE Kaapa Grains	→→→	Rawlins, WY Arrived 05/23/2022 09:59	Hammer Lane, CA Scheduled Arrival (GSMUGH 18) 05/25/2022 12:47	Keyes, CA Al Gilbert Co ^
Estimated Time: Hammer Lane, CA Scheduled Arrival 05/25/2022 12:47		Special Conditions: Grain Coloading 143 Ton Heavy Car Category Speed Restricted Car		Shipper: Kaapa Grains Elm Creek, NE Consignee: Al Gilbert Co		⋮



# Train Consist and Alerts

Select the Cars/Alerts to display the trains consist and any mechanical alerts listed, a module will appear with the information.

<input type="checkbox"/>	Train Status	Arrival (Est/Act)*	Train ID*	Set / Shuttle*	Cars (Alerts)*	Last Accomplished*	Next Scheduled*	Last Scheduled*
<input type="checkbox"/>	→...		GSEXKE 19 GSMUGH 18 ▾ 	HL63	94 / (18) UP99378	Train Arrival Rawlins-WY 05/23/2022 08:59 MDT	Scheduled Arrival Hammer Lane-CA 05/25/2022 10:36 PDT	Scheduled Arrival Hammer Lane-CA 05/25/2022 10:36 PDT
			Load					



TRAIN CONSIST		MECHANICAL ALERTS						
Equipment ID	Sequence	Equipment Type	Load / Empty Status	Gross Weight	Net Weight	Tare Weight	Waybill Date	Waybill Number
UP99378	108	Railcar	Load	286000	225200	60800	2022-05-19	675685
CHTT721534	109	Railcar	Load	286000	225200	63000	2022-05-19	675685
CM021156	110	Railcar	Load	286000	225200	61100	2022-05-19	675685
CM023426	111	Railcar	Load	286000	225200	62500	2022-05-19	675685
UP95953	112	Railcar	Load	286000	225200	61600	2022-05-19	675685

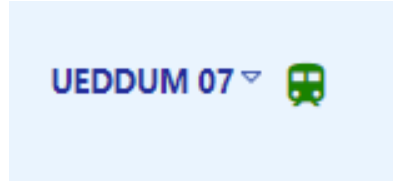
TRAIN CONSIST		MECHANICAL ALERTS			
Alert Date	Alert Name	Alert Type	Axel Number	Axle Side	KIPS Level
<b>CTRN100167</b>					
2018-10-05T02:21:27.0Z	Repeat Hot Wheels (Warm) - Defective Car Brakes Alert	DCB 604	4	L	
<b>UP93273</b>					
2019-07-02T10:57:00.0Z	High Risk Wheel Impact over 90	WLD Car Vertical Impact	2	L	108.45
2019-07-02T10:57:00.0Z	Critical Wheel Impact - Trending (S1)	Wild Trending Impact 1123	2		108.45

# Locomotive Utilization

*The locomotive designation is now indicated by the color of the locomotive icon.*

*Green = Leave Power*

*Red = Pull Power*



## Update Locomotive Asset Utilization

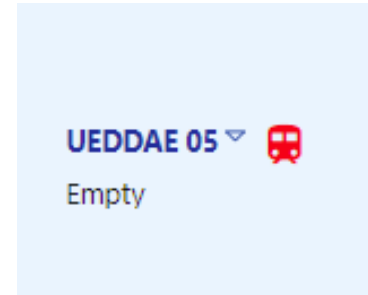
The choice to leave or remove power upon delivery impacts Locomotive Asset Utilization charges as defined by the [UP 6004 Tariff](#).

There are locomotives present on the train at this time.

- Leave power upon delivery.
- Immediately remove power upon delivery.

CANCEL

SAVE



## Update Locomotive Asset Utilization

The choice to leave or remove power upon delivery impacts Locomotive Asset Utilization charges as defined by the [UP 6004 Tariff](#).

There are 0 locomotives present on the train at this time.

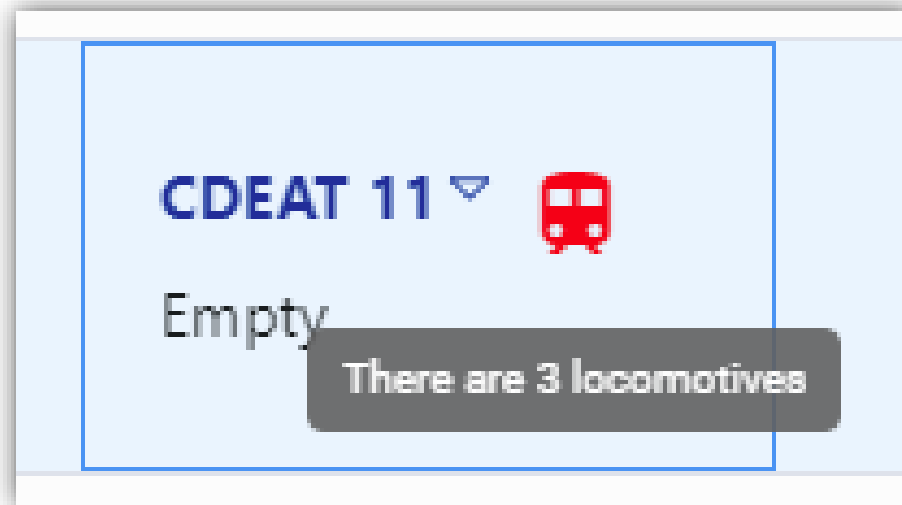
- Leave power upon delivery.
- Immediately remove power upon delivery.

CANCEL

SAVE

# Locomotive Utilization

- *You can now hover over to see how many locomotives are on that train.*
- *We will also be adding the ability to hover to see your designation without having to select the icon.*



# Train Placement

*Train placement offers the user the ability to enter/correct the time the train was placed.*

### Placement Correction

Time  
mm/dd/yyyy --:-- --

Reason


CANCEL **SAVE**

<input type="checkbox"/> Train Status	Arrival (Est/Act)*	Train ID*	Set / Shuttle*	Cars (Alerts)*	Last Accomplished*	Next Scheduled*	Last Scheduled*	Actual Time of Placement Date	Release (Est/Act)*
<input type="checkbox"/>	11/07/2021 03:07 CST	<b>CNACO 05</b> ▾ Load	036	135 CMO504111	Actual Placement Doulom-NE 11/07/2021 03:41 CST			11/07/2021 03:41 CST	Estimate Release



# Outbound View

- The difference from the inbound view is the order of the columns (which can be rearranged).
- From this view you can: view the trains current status, access the train dropdown menu (Case Management, map, and train inquiry), change/view locomotive designation, track, access consist/alerts, view ETA/events, and release.


**MyUPRR**

## Train View

Unit Train Locations  
 Union Pacific ×

Train Views  
 Outbound ▾

We appreciate your [candid feedback](#) on the new application, so that we can optimize your online experience with Union Pacific. ×

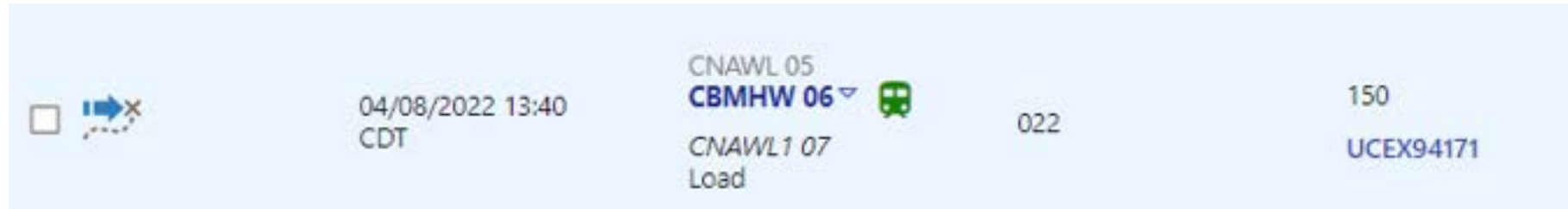
To return to the former UTCI, you can temporarily access it [here](#).

Expand/Collapse all

Train Status	Train ID*	Previous Link Train ID	Release (Est/Act)*	Departure (Est/Act)*	Set / Shuttle*	Cars (Alerts)*	Last Accomplished*	Next Scheduled*	Last Scheduled*	Arrival (Est/Act)*
Facility Name - LOCKMOOR/NELSON (4)										
<input type="checkbox"/>	CGSNR 31 ▾ Empty	CNRGS 25	03/31/2022 02:00 CDT	<b>04/04/2022 16:34 CDT</b>	002	117 UP28824	Train Passing Upland Station-KS <b>04/07/2022 14:59 CDT</b>	Estimated Time of Departure Marysville-KS <b>04/07/2022 15:11 CDT</b>	Estimated Time of Arrival Black Thunder South-WY <b>04/08/2022 13:54 MDT</b>	04/08/2022 13:54 MDT
<input type="checkbox"/>	CGSNA 06 ▾ Empty	CNAGS 27	04/05/2022 19:00 CDT	04/08/2022 00:00 CDT	012	125 CNW880209	Picked Up Lockmoor-LA <b>04/06/2022 12:32 CDT</b>	Scheduled Arrival Black Thunder Mine-WY <b>04/11/2022 20:12 MDT</b>	Scheduled Arrival Black Thunder Mine-WY <b>04/11/2022 20:12 MDT</b>	04/11/2022 20:12 MDT
<input type="checkbox"/>	CGSBM 09 ▾ Empty	CBMGS1 05	Estimated Release	04/09/2022 10:00 CDT	002	0		Estimated Time of Departure Lockmoor-LA <b>04/09/2022 10:00 CDT</b>	Estimated Time of Arrival Caballo Mine-WY <b>04/13/2022 07:44 MDT</b>	04/13/2022 07:44 MDT
<input type="checkbox"/>	CGSBT 10 ▾ Empty	CBTGS 05	Estimated Release	04/10/2022 19:43 CDT	013	0		Estimated Time of Departure Lockmoor-LA <b>04/10/2022 19:43 CDT</b>	Estimated Time of Arrival Caballo Mine-WY <b>04/14/2022 17:27 MDT</b>	04/14/2022 17:27 MDT

# Understanding Combo Trains on the Lineup

- *We now display the original symbol, combined symbol, and scheduled split symbol.*
- *The current **ACTIVE** symbol is blue and bolded.*



- In this example, the 150-car train departed origin as the CNAWL 05, was combined to the CBMHW 06, and will split into the CNAWL1 07 until destination.
- You will only have visibility and be able to track the cars that you are the party to the bill on.