

AUTOMOTIVE MANAGEMENT

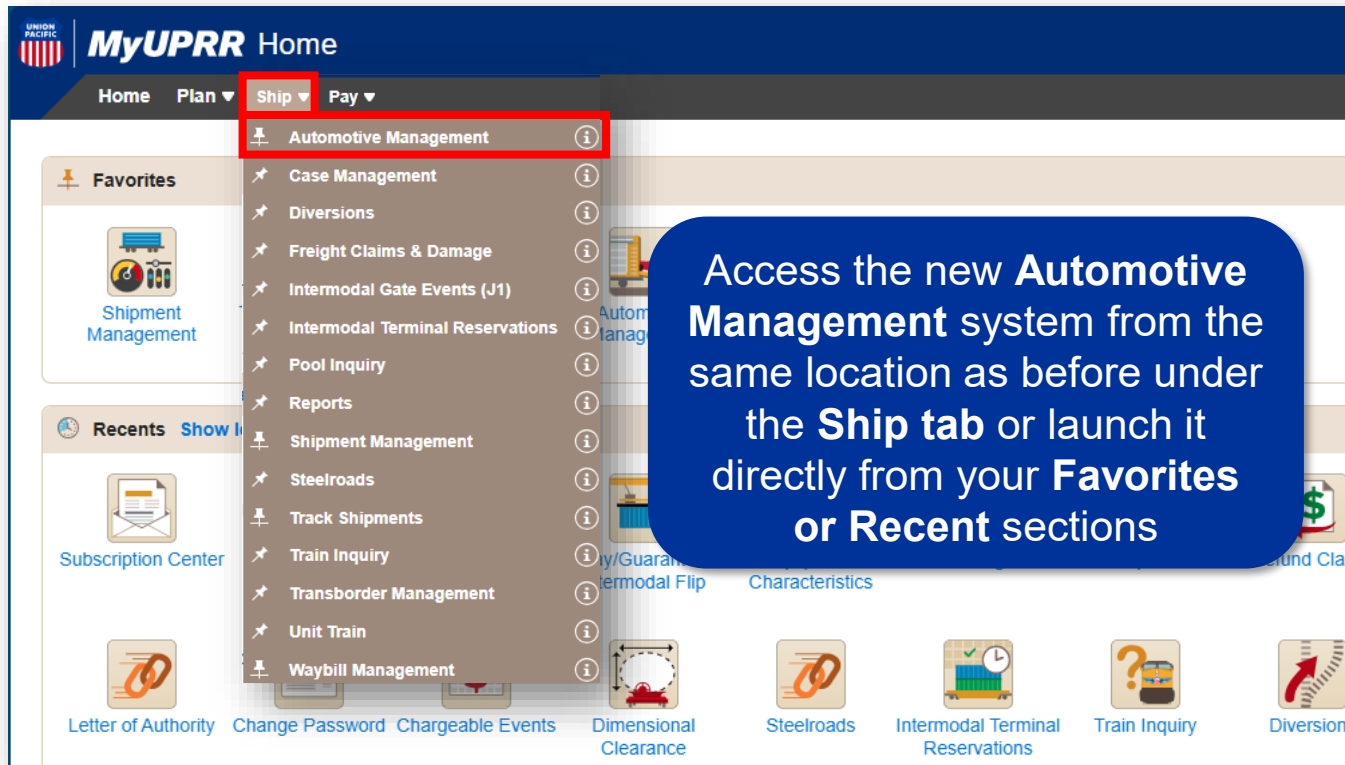


Automotive Management

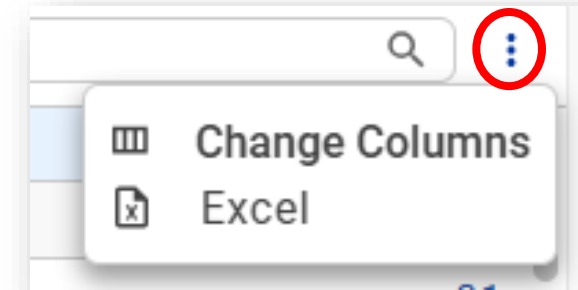
- Efficient VIN-based management of finished automobiles across the Union Pacific network
- All reports within Automotive Management are **updated hourly** to provide timely shipment information
- While the system introduces a new look and feel, **all key functionality available today will remain accessible**
- For questions or assistance during the transition, please contact your Union Pacific sales representative



Navigation & Report Tools



Each Automotive Management report includes a **three-dot menu** in the upper-right corner



The three-dot menu allows you to **modify displayed columns** and export report information into **Excel**

Landing Page

All Reports Accessible in One Location

The screenshot displays the 'Automotive Management' landing page. At the top, there is a blue header with the Union Pacific logo and the word 'Automotive'. Below the header is a navigation menu on the left with options: Home, Reports, Inventory and Dwell, Customer Scorecard, Daily Facility Status, Gate Release, Railcar and VIN Summary, Track Railcar, Track VIN, Waybill by Destination, and VIN Dwell. The main content area is titled 'Automotive Management' and contains a grid of nine report tiles, each with an icon, a title, and a brief description. The tiles are: 'Inventory and Dwell' (Current vehicle inventory and dwell time at auto ramps), 'Customer Scorecard' (Customer specific metrics for each auto ramp), 'Daily Facility Status' (Snapshot of operational status for each auto ramp including capacity and haul-away activity), 'Gate Release' (VIN haul-away activity at each auto ramp), 'Railcar and VIN Summary' (View of railcar and VIN activity at each auto ramp), 'Track Railcar' (Railcar location details including VINs on railcar), 'Track VIN' (Specific VINs with detailed location and status history), 'Waybill by Destination' (Railcars waybilled to each auto ramp by day of week), and 'VIN Dwell' (Gated VINs, including dwell time at auto ramp).

The landing page allows you to quickly access reports by selecting an option from the left navigation menu or clicking one of the report names listed in the center of the page

Inventory and Dwell

View Current Vehicle Inventory and Dwell Time by Ramp

Inventory and Dwell

Ramp* Shipper

Step 1:
Apply filters and click **Search**
Ramp selection is required

Inventory and Dwell

Ramp* Shipper

VINs at Origin

Shipper	Ramp Block	VIN Count	Avg. Dwell Hrs.	Max Hrs.	Dwell 0-24	Dwell 24-48	Dwell 48-72	Dwell 72+
All Shippers	*	39	1,167.2	1,223.4				39
	FCH1	3	1,157.6	1,174.9				3
	FCH3	14	1,107.1	1,151.0				14
	FCH4	1	1,151.3	1,151.3				1
	FCH5	4	1,174.4	1,174.6				4
	FCH6	16	1,217.3	1,223.4	0	0	0	16
	TRBL	1	1,223.3	1,223.3	0	0	0	1

Step 2:
Review current VIN inventory results
and select any **hyperlinked value** to
view additional details

VINs at Destination

Shipper	Haulaway	Ramp Block	VIN Count	Avg. Dwell Hrs.	Max Hrs.	Dwell 0-24	Dwell 24-48	Dwell 48-72	Dwell 72+
All Shippers	All Haulaways	*	774	168.4	1,243.2	163	114	41	456
	All Haulaways	*	157	60.5	212.5	40	53	0	64



Customer Scorecard

View Customer Performance Metrics by Automotive Ramp

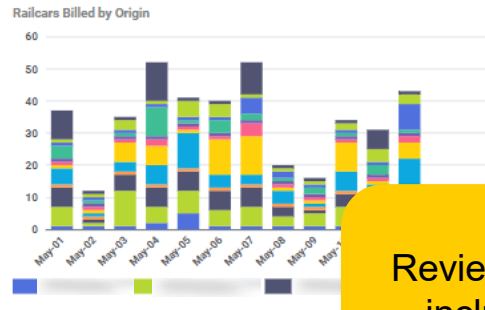
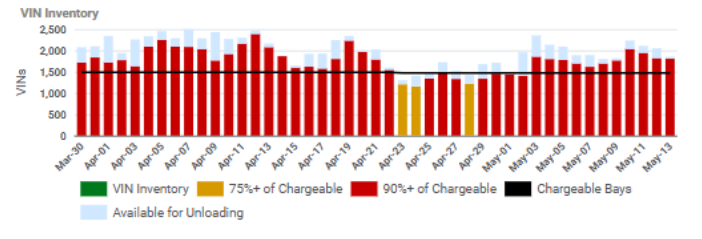
Customer Scorecard

Ramp* Shipper*

Step 1:
Apply filters and click **Search**
Ramp and Shipper selections are required

Customer Scorecard

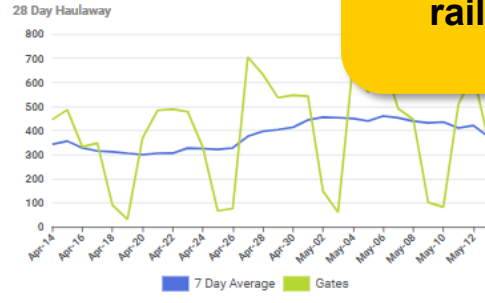
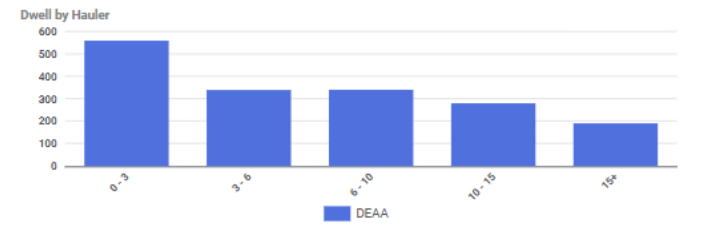
Ramp* Shipper*



Haulaway

	S	M	T	W	T	F	S	Week
Average VINs	25	248	273	277	275	248	59	1,401
Median VINs	19	272	270	264	259	257	60	1,502
Max VINs	79	405	510	507	531	436	113	2,344
Last Week	10			356	228	239	50	883

Last 12 Weeks



Pipeline

	S	M	T	W	T	F	S	Week
Average Railcars	31	30	32	33	35	24	14	196
Median Railcars	32	31	33	35	37	23	11	202
Max Railcars	44	49	49	57	56	44	36	288
Last Week				36	50	13	6	105

Last 12 Weeks

Active VIN Dwell
7.6 days
unloaded, not gated, VINs

VIN Dwell (Last 7 Days)
2.9 days
avg dwell of gated VINs

VIN Dwell (Last 4 Weeks)
4.8 days
avg dwell of gated VINs

Step 2:
Review customer scorecard metrics including **VIN inventory, dwell, railcar activity, and haulaway performance**

Use the scorecard to monitor operational trends and performance across Union Pacific's automotive ramps

Daily Facility Status Overview

Operational Snapshot for Each Automotive Ramp Location

Daily Facility Status

Summary History

Region Ramp Shipper Snapshot Include Shipper Detail

Step 1:
Apply filters and click **Search**

Daily Facility Status

Summary History

Region Ramp Shipper Snapshot Include S

Step 2:
Review results and select a **hyperlinked value** to view details.

30 records

Ramp	Chargeable Bays	% Full	Total Bays	% Full	VINs	VINs at Orig	VINs at Dest	VINs Unloaded (prior)	VINs Unloaded (curr)	VINs Hauled (prior)	VINs Hauled (curr)	RC Unloaded (prior)	RC Unloaded (curr)	On Spot	On Hand
Arlington	2,791	55%	2,850	54%	1,548	1,548	0	0	0	238	114	0	0	0	0

VIN Capacity Detail

Step 3:
Review detailed VIN information

Ramp Barnes Yard Shipper All Snapshot May 11, 2026, 2:00:00 PM

18 records

VIN	Shipper	Origin	Destination	Dealer	Row	Bay	Waybill	WB Date	Updated	Railcar	Grounded	Gated
JF2BUPAD5TY5397		Barnes Yard		401120	Z5	24			2026-05-09 16:47			
JF2BUPAD7TY5390		Barnes Yard		070479	Z5	23			2026-05-09 16:47			
JF2BUPADXTY5374		Barnes Yard		070179	Z5	27			2026-05-09 16:48			

Gate Release

View VIN Haul-Away Activity by Automotive Ramp

Gate Release

Ramp Shipper Hauler Date*

Step 1:
Apply filters and click **Search**
Date selection is required

Gate Release

Ramp Shipper Hauler Date*

193 records

Ramp	Gate Date	Shipper	Hauler	VINs Gated
Barnes Yard				114
Barnes Yard	2026-05-12			31
Barnes Yard				
Barnes Yard				

Step 2:
Review gate release summary results
and select the **VINs Gated** value to
view additional details

Gate Release Detail

Ramp **Barnes Yard**

114 records

VIN	Origin	Shipper	Haulaway	Dealer	Grounded	Gated	Load Number	Dwell Time (days)
1N4BL4DV9TN329	Canton, MS			3690	2026-04-28 10:16	2026-05-12 15:18	9986396	14.21
1N4BL4DWXTN333	Canton, MS			3690	2026-05-06 11:21	2026-05-12 15:18	9986396	6.16
5N1BT3CB0TC81E	Smyrna, TN			3690	2026-05-04 08:19	2026-05-12 15:18	9986396	8.29

Step 3:
Review detailed gated VIN activity
and shipment information

Railcar & VIN Summary

View Railcar and VIN Activity by Ramp

Railcar and VIN Summary

Region Ramp Shipper Date* 04/27/2026 — 05/10/2026

Step 1:
Apply filters and click **Search**
Date selection is required

Railcar and VIN Summary

Region Ramp Shipper Date* 04/27/2026 — 05/10/2026

2,480 records

Ramp	Shipper SCAC	Reported	VINs Unloaded	VINs Loaded	VINs Hauled	RCs Loaded	RCs Unloaded
Arlington			0	11,979	3,124	1,489	0
			0	11,979	3,124	1,489	0
		04/27/2026	0	852	357	105	0
		04/28/2026	0	918	382	114	0
		04/29/2026	0	1,023	330	128	0
		04/30/2026	0	1,006	203	125	0

Step 2:
Review railcar and VIN activity
summary results by ramp and date

Track Railcar

View Railcar Status and Event Details

Track Railcar

Railcars * 1 Railcar Ramp Select Ramp S Waybill Is Loaded View All Cycles **Search** X Clear

Enter Railcars X
TTGX986610

Step 1:
Enter one or more railcars and click **Search**

Track Railcar

Railcars * 1 Railcar Ramp Select Ramp Shipper Select Shipper Date Date Range Waybill Is Loaded View All Cycles **Search** X Clear

1 records

Railcar	Shipper	Load Status	VINs	Waybill	Origin
TTGX986610		Loaded	10	305187	Jesus Maria, SL

Step 2:
Review the summary results and select a **railcar** to view detailed event history

Track Railcar: TTXG986610
cycle:6057471 - GM | 2026-05-01

Railcar Information

Railcar TTXG986610
Car Kind M22
Loaded/Empty Loaded
Load Ratio 10
Waybill 305187
Waybill Received 2026-05-01 16:34

Current Information

Carrier UP
Train YCHYC
Location On Train
Status Train Move

Event Information

Origin Loaded
Interchange Interchange Delivered
Destination Constructively Placed
Start Event Waybill Loaded

Shipment Information

Shipper
Origin
Destination Chicago Heights
Route Code SM01CE
Shipper Reference KCSMSM510193 26

ETA Information

First ETA 2026-05-13 06:00
Current ETA 2026-05-12 06:00

Handheld Information

Spotted
Z/T/P/P
Seals
Spacing
Load ID
Headlight Orientation

VINs on Railcar 10 records

VIN	Dealer Code	Shipper	Origin	Destination	Model Name	Deck Position
3GKALMEGXTL510537		GM	Jesus Maria, SL	Chicago Heights	GMC Terrain	
3GKALZEG1TL510987		GM	Jesus Maria, SL	Chicago Heights	GMC Terrain	

Step 3:
Review detailed railcar status, location, and event history information

Track VIN

View Vehicle Status and Event Details

Track VIN

VINs* Shipper Date

Enter VINs

1GKS17KD6TR25

Step 1:
Enter one or more VINs
and click **Search**

Track VIN

VINs* Shipper Date View All Cycles

1 records

VIN	Dealer	Shipper	Status Code	Railcar	Origin	Destination
1GKS17KD6TR25					Arlington	Midlothian, TX

Step 2:
Review the summary results and select a
VIN to view detailed event history

Track VIN: 1GKS17KD6TR251138 On Hold Active
cycle:11290573 - GM | 2026-04-11
Monday, May 11, 2026 12:18 PM

Vehicle Information VIN: 1GKS17KD6TR251138 New/Used: New Description: [blurred] Manufacturing Plant: [blurred] Vehicle Size: [blurred]	Current Information Status: Routed Location: At Ramp Arlington 668150000 Parked Bay: GURD-GS01-4 Dwell: 30 days 13 hours Shipper Status Code: [blurred]	Event Information Shipping Instructions Origin: Received 2026-04-11 01:29 Arlington Loaded Destination: Grounded Gated Start Event: Add 2026-04-11 01:29
Shipment Information Shipper: [blurred] Origin: Arlington 668150000 Destination: [blurred] Dealer: [blurred] Hauler: [blurred] Truck Load #: [blurred]	Railcar Cycle Information Waybill: [blurred]	ETA Information Original ETA: [blurred] Current ETA: [blurred]

Step 3:
Review detailed shipment status, location,
and event history information.

History 28 records

Type	Event	Event Time ↓	Received Time	Location	Position	Railcar	Shipper	Source
On Hold	VIN - On Hold	2026-05-11 12:18	2026-05-11 12:18	Arlington				HOLD
Carrier Hold Ack	VIN - Carrier Hold Ack	2026-05-11 12:18	2026-05-11 12:35	Arlington				VTIMS
Inventory		2026-05-11 04:38	2026-05-11 10:55	Arlington				INVENTORY
A S N-904	VIN - ASN	2026-05-05 10:04	2026-05-05 09:13	Arlington			GM	VTIMS
Pending Hold	VIN - Hold Pending	2026-05-05 10:04	2026-05-05 09:13	Arlington				VTIMS

Waybill by Destination

View Railcars Waybilled by Ramp and Day of Week

Waybill by Destination

Destination* Shippers Date

Step 1:
Apply filters and click **Search**
Destination selection is required

Waybill by Destination

Destination* Shippers Date

Step 2:
Review weekly waybill summary
results and select a **week** to view
additional details

5 records

Week	Monday	Tuesday	Wednesday	Thursday	Friday	Saturday	Sunday	Total	Average
04/27/26 - 05/03/26	122	154	163	134	155	122	39	889	127
05/04/26 - 05/10/26	140	196	182	162	187	133	32	1,032	147.4
05/11/26 - 05/17/26	127	166	34	0	0	0	0	327	46.7
Avg	130	172	126	99	114	85	24	749	249.8
Total	389	516	379	296	342	255	71	2,248	321.1

9 records

Waybill Date ↑	VW Waybill Count	VW VIN Count	TSLA Waybill Count	TSLA VIN Count	DCC Waybill Count	DCC VIN Count	Waybill Count	GM VIN Count
04/27/26	1	10			15		28	244
04/28/26	1	10	13	130	19	171	24	209
04/29/26	1	10			25	222	28	243

Step 3:
Review detailed waybill and VIN count
information

VIN Dwell

View Current Vehicle Inventory and Dwell Time by Ramp

Step 1:
Apply filters and click **Search**
Date selection is required

VIN Dwell

Origin Destination Shipper Date* Rail Moves Truck Moves Both

VIN Dwell

Origin Destination Shipper Date* Rail Moves Truck Moves Both

Truck Moves 125 records

Ramp	Shipper	VINs	Total Dwell
Barnes Yard	All Shippers	33	6.88
Barnes Yard		7	3.28
Barnes Yard		5	4.21

Step 2:
Review VIN dwell summary results and select a **VIN value** to view detailed aging information



VIN Dwell Daily Summary and Details

VIN Dwell Daily Summary

O/D Destination Move Type **Truck Moves** Ramp **Barnes Yard**
 From **2026-05-12** To **2026-05-12**

Step 3:
 Review VIN dwell daily summary results and select a **dwell-day value** to view VIN-level details

Show Dealers

6 records

Ramp	Shipper	Dwell Days	<1	1	2	3	4	5	6	7	8	9	10	11	12	13	14	15	16	17	18	19	20	21	22	23	24	25	26	27	28
Barnes Yard	All		4	2	22	6	6	13	24	18	16	7	6	8	6	5	5	1		6	2	1		3							
Barnes Yard				2	14		15	3	4	3																					
Barnes Yard					3	4		3	1					3		2	3			1	1										
Barnes Yard			4		5	2	1	3	13	8	8	3		5	5	2	1	1		5		1		2							
Barnes Yard																															
Barnes Yard																															

Step 4:
 Select a **VIN or railcar** to view detailed shipment information

VIN Dwell Detail

O/D Destination Move Type **Truck Moves** Ramp **Barnes Yard**
 From **2026-05-11** To **2026-05-11** Dwell Days **1**

7 records

VIN	Arrival Time	Departure Time	Days Aged	Dealer	Railcar
1G6DN5RK8T0116395	2026-05-10 11:47	2026-05-11 17:19	1.23	000000	TTGX995173
5UX33EU00T9445798	2026-05-10 11:47	2026-05-12 08:58	1.88	00010732	TTGX156043